



BE IN THE WORD

A Bible study about Bible study


Lesson #1 – WHY do we study the Bible?

Write down three things that you do as part of your daily routine without fail. Then think about why you do these things. Share your thoughts with someone sitting next to you.

The Power of God

Read John 20:30-31


1. Who is the focus of the Bible, from Genesis 1:1 all the way to Revelation 22:21?
2. Why were the words of the Bible written?

 We study the Bible because it gives us faith and _____.

The Peace of Jesus

Read John 16:33


1. What does Jesus tell us *will happen*?
2. Agree or Disagree: We read the Bible so that we'll be happy, successful, and stress-free.

 We study the Bible because it gives us _____ *in Jesus*.

Because I Said So

Read Colossians 3:16 and Luke 10:38-42


1. What does it mean that the word of Christ should dwell in us richly?
2. What does Jesus say is the one thing needed?


 We study the Bible because _____ tells us to.


Blessing Upon Blessing


Read the passages below and find some of the other blessings God gives us through Bible study.

1. For our own spiritual health...


 *Colossians 1:21-23* – We study the Bible to learn what _____ has done for us.


 *Romans 6:1-2* – We study the Bible to help curb _____ in our lives.


 *Psalms 121* – We study the Bible to be _____ of God's presence.

 *Ephesians 6:10-18* – We study the Bible to be _____ from Satan.


2. For our families...


 *Deuteronomy 6:6-9* – We study the Bible to stabilize our _____.


 *Ephesians 5 & 6* – We study the Bible to _____ about our family roles.

 *Proverbs 22:6* – We study the Bible to _____ and equip our children.


3. For our church...


 *Acts 17:11* – We study the Bible to be certain our church's teachings are _____.


 *1 John 4:1-3* – We study the Bible to _____ our church against false teaching.

 *Hebrews 10:24-25* – We study the Bible to _____ each other in faith.

4. For our relationships with others...

 *1 John 3:16* – We study the Bible so that we can be moved to _____ others.

 *Matthew 5:16* – We study the Bible so we can _____ the good news of Jesus.

 *Romans 13:1-7* – We study the Bible so we can learn to live and act in _____.

Closing Prayer

Gracious Lord, your Word is a lamp to our feet and a light for our path. It is there that we find out who you are—the loving God who has given us forgiveness, peace, and eternal life. It is there that we know who we are—forgiven, redeemed children of God. Help us and strengthen us so that we understand, believe, and obey your Word. In Jesus' name we pray. Amen.



BE IN THE WORD

A Bible study about Bible study


Lesson #2 – HOW do we study the Bible?

You have a big project at work (or at home) to complete in the next week. What first steps do you take to adequately and efficiently complete the project? Share your thoughts with someone.

Key Points to Remember

Read Isaiah 55:10-11


1. What happens to the sidewalk when it rains? What happens when God's Word is read, preached, and heard?
2. Agree or Disagree: I make my faith stronger by reading the Bible.

 God's Word gives and strengthens _____.

Know What You're Working With

Read 2 Timothy 3:16-17 and Romans 1:16-17

1. How much of God's Word is useful in our devotions?
2. Agree or Disagree: If we don't understand what we read, it doesn't do us any good.

 _____ of the Bible is God's Word, the _____ of God.


Read Hebrews 13:8

3. Agree or Disagree: God changed his message from the Old Testament to the New Testament.
4. Agree or Disagree: We don't have to accept the whole Bible because some of it is outdated and written for a specific culture.

 God doesn't make _____ or contradict himself.

Read 2 Peter 1:19-21 and Psalm 119:130

5. Who wrote the Bible?
6. When we have questions about something in God's Word, where would be the best place for us to go to find the answers?

 The Bible interprets _____.

A Few Suggestions

Read the passages below and discover some helpful suggestions for personal Bible study.

1. Read *Matthew 14:23*. Pick a good _____ and a quiet _____.
2. Read *John 14:13-14*. Begin and end with _____.
3. Read *Psalm 1:1-3*. _____ on what you read.
4. Read *1 Peter 2:2*. Keep it _____!
5. Read *Ecclesiastes 4:9-10*. Consider doing the same readings as _____ else.
6. Read *Deuteronomy 6:6-9*. Do what works for you and your _____.
7. Read *Joshua 24:21-24*. Make _____ to God, to yourself, and your family.

Closing Prayer

Gracious Lord, thank you for the wonderful blessings you give us in your Word—forgiveness, peace, and eternal life. Help us to show our thanks for all these blessings by clinging tightly to your promises and daily studying your Word. As we think about how best to study your Word, keep our eyes focused on our Savior and what he has done for us. In Jesus' name we pray. Amen.



BE IN THE WORD

A Bible study about Bible study

Lesson #3 – Bible Study Samples and Resources

A Practice Session

Below are two simple devotion formats that could be used for personal Bible study or family devotion time. Keep in mind that these are just ideas. The important thing is to find something that works for you and your family and do it regularly.

1. A simple devotion for personal Bible study

Prayer

Ask God to bless your study. Pray that he opens your mind and heart so that his Word takes root and helps you grow in your faith.

Bible Reading

Pick a part of the Bible to read. Read it through twice if you'd like.

Reflection

This is a great time to inwardly digest what you have just read. How do these verses apply to your life? What do these verses mean for you right now?

Prayer

Take this time to thank God specifically for something you read. Also take time to offer prayers for other people or for any other things that might be on your heart.

The Lord's Prayer

Our Father, who art in heaven, hallowed be thy name, thy kingdom come, thy will be done on earth as it is in heaven. Give us this day our daily bread; and forgive us our trespasses, as we forgive those who trespass against us; and lead us not into temptation, but deliver us from evil. For thine is the kingdom and the power and the glory forever and ever. Amen.

2. A simple family devotion

Opening Prayer

Ask God to bless your study. Pray that he helps the whole family listen and concentrate. Pray that he opens your minds and hearts so that his Word takes root and helps you grow in your faith.

Song or Hymn

Sing a song or hymn if you'd like.

Bible Reading

Pick a part of the Bible to read. With smaller children, it might help to simply pick one verse, or to use a Children's Bible to read a story.

Sharing Time

Ask each family member to share one thought from the Bible verse or story. What in the reading makes you happy? What makes you sad? What does the story remind you of? How does it apply to your life?

Prayer

Ask each family member to either say a short prayer or share a prayer request.

Again, remember that these are simply ideas. Feel free to use any sort of format you'd like, and do what works best for you and your family. If you have small children, you might find that it helps to sing more, keep prayers shorter, and focus only on one Bible verse. If you have older children, it might be helpful to have a simple "read and discuss" format. If you have no children, perhaps you could take turns reading and commenting from the Bible with your spouse or with a friend or relative. Whatever you decide to do, do it regularly and "do it all for the glory of God" (1 Corinthians 10:31).

Sharing Experiences

As noted before, important tasks that need to be done can often be intimidating. It's not only because they are important, either. Sometimes, it's because we don't have an idea of how to start. Or perhaps we don't have the right resources. Sometimes we might even get intimidated by the freedom of being able to do *anything*. So, to help soothe some of these concerns, take some time now to share your thoughts and suggestions with your brothers and sisters in Christ. What have you done that worked well for you or your family? What are some new ideas that you'd like to learn more about?

Some Useful Resources

The Bible is your greatest tool and weapon in life. With that said, though, it might be helpful to have other books and materials that can help you in your spiritual life. Listed below are some resources that you may find useful. The first group contains ideas and resources that can help you *organize* your daily Bible readings. The second group contains ideas and resources that you could use to *supplement* your daily Bible readings. For the supplemental resources, most can be ordered through our church body's publishing company (Northwestern Publishing House, www.nph.net).

1. Organizational Resources

- a. *Chapter-a-Day* – Pick a book of the Bible and read a chapter from it each day. After you finish one book of the Bible, move on to another.

- b. *Psalm-a-Day* – Read one Psalm a day. Some of the longer Psalms (like Psalm 119) you may wish to split it up over several days. There are 150 Psalms.
- c. *Proverb-a-Day* – Read one chapter of Proverbs each day. There are 31 chapters in the book of Proverbs.
- d. *1 Year Bible* – Some Bibles are already formatted to include an Old Testament, New Testament, and Psalm reading each day. By the time you are through, you have covered the entire Bible. There are also pamphlets and booklets that provide a handy chart to help you read the Bible over the course of one year.
- e. *3 Year Bible* – These readings are split up so that you can cover the entire Bible in the course of three years.
- f. *God's Yellow Pages* – This handy little guide helps you pick particular sections of the Bible for your reading depending on your mood or topic of interest.
- g. *The Audio Bible* – For those people who have difficulty reading, you can get a copy of the Bible on CD or cassette. There are recordings for virtually every translation of the Bible—some dramatized, others not. Many stores sell different versions of *The Audio Bible*, including Wal-Mart and most Christian bookstores. You can also check out a few at www.npb.net.

2. Supplemental Resources

- a. *Christian Worship* – Your hymnal is a great resource for personal and family devotions. Included are personal prayers, devotions, psalms, and hymns. You can get a hymnal from your pastor, or order them online at www.npb.net.
- b. *Luther's Catechism* – Martin Luther wrote an entire book devoted to family devotions. He saw the parents as chiefly responsible for handling the spiritual education of their children. So, he wrote both the Small Catechism and the Large Catechism to summarize the main teachings of the Bible. The Large Catechism especially is helpful as a supplement to daily Bible readings. You can order a copy of the Small or Large Catechism at www.npb.net.
- c. *The People's Bible* – These books are written by the pastors in our church body, and would be a great resource for not only daily Bible reading, but also daily devotions. Each book includes the text of the Bible along with a brief commentary and explanation. *The People's Bible* has a volume for each book of the Bible and is available at www.npb.net.
- d. *Devotion Books* – Devotion books are incredibly popular. However, like some of the other resources here, they should include a word of caution. While many, if not all,

devotion books base their devotions on Scripture, we need to remember that the devotions themselves are the words of men and not the words of God. That may mean that you need to have your Bible right there with you to stack the devotion up against God's Word. It might also be helpful for you to ask your pastor about particular devotion books. Our church body sells a number of good, solid devotion books through its own publishing company. You can check them out at www.npb.net.

- e. *Meditations* – This is a small, quarterly devotional book that is written by pastors from our church body. The readings used for the devotions also correspond to the readings we use in church each Sunday. You can order a subscription for *Meditations* at www.npb.net.
- f. *Email Devotions* – At www.wels.net, you can sign up for a devotion to be sent to your email inbox every day. You can also read them online at the same website.